




Mazzoni Termotecnica

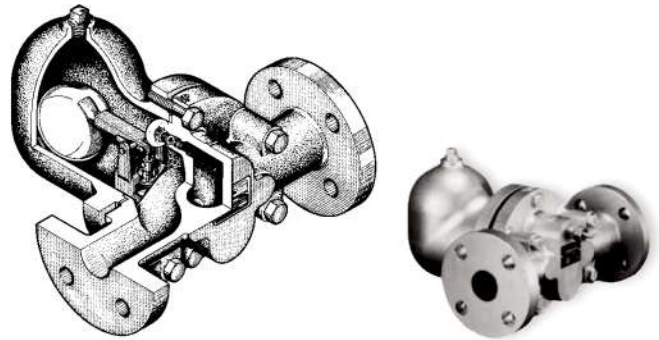


Scaricatore a galleggiante

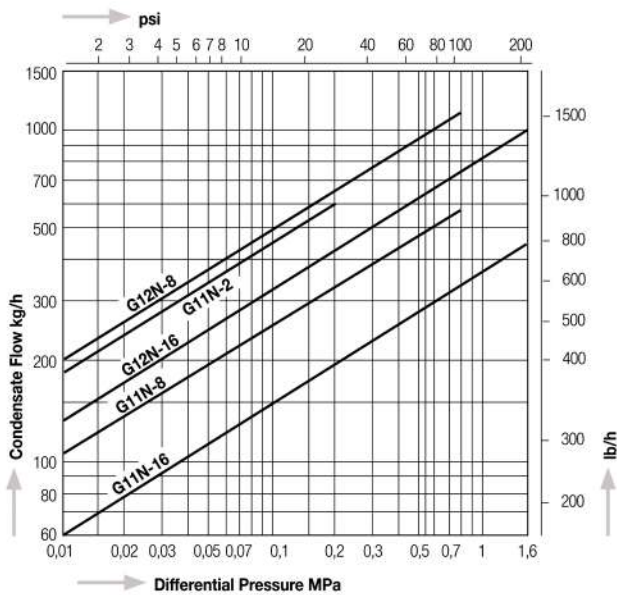
# G11N, G12N



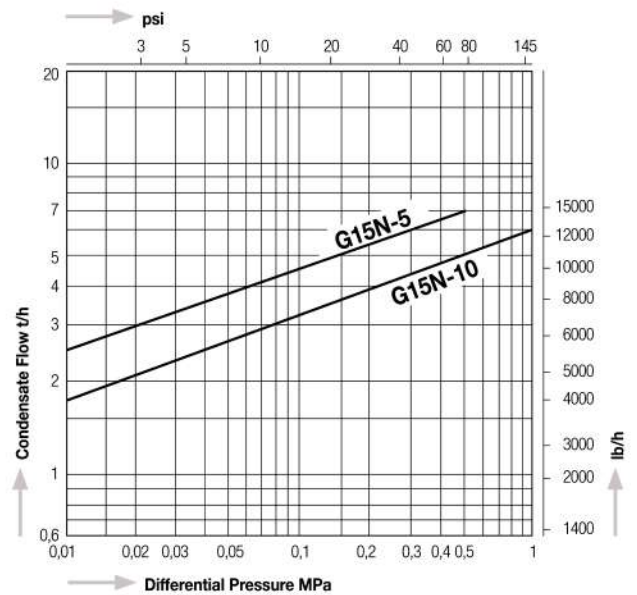
# G15N



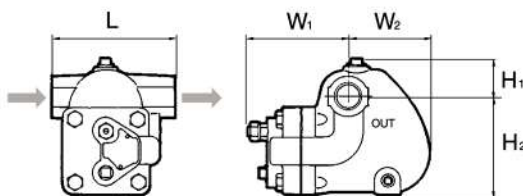
Capacity Chart G11N, G12N



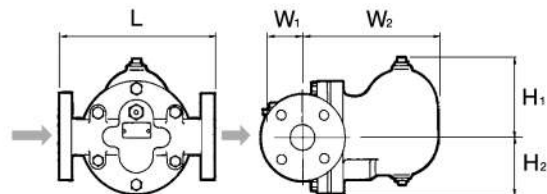
Capacity Chart G15N



Dimensions G11N, G12N



G15N



Model	Connections	Size (in)	Max. Operating Pressure		Max. Operating Temperature		Dimensions (mm)					Dimensions (in)					Body Material	Weight	
			MPa	psig	°C	°F	L	H <sub>1</sub>	H <sub>2</sub>	W <sub>1</sub>	W <sub>2</sub>	L	H <sub>1</sub>	H <sub>2</sub>	W <sub>1</sub>	W <sub>2</sub>		kg	lb
G11N - 2 8 16	Screwed Rc, NPT	½", ¾"	0,2	29	220	428	120	37	92	97	60	4.7	1.5	3.6	3.8	2.4	Cast Iron FC250	3,9	8,6
			0,8	116															
			1,6	230															
G12N - 8 16	Screwed Rc, NPT	¾", 1"	0,8	116	220	428	140	47	113	102	92	5.5	1.9	4.4	4.0	3.6		5,9	13,0
			1,6	230															
G15N - 5 10	Flanged ASME, DIN	1¼" - 2"	0,5	73	220	428	300	130	90	30	230	11.8	5.1	3.5	1.2	9.1		20,0	44,0
			1,0	145															

# Scaricatore a galleggiante

## G20N



Filettate



Connessione flangiata

## GC20

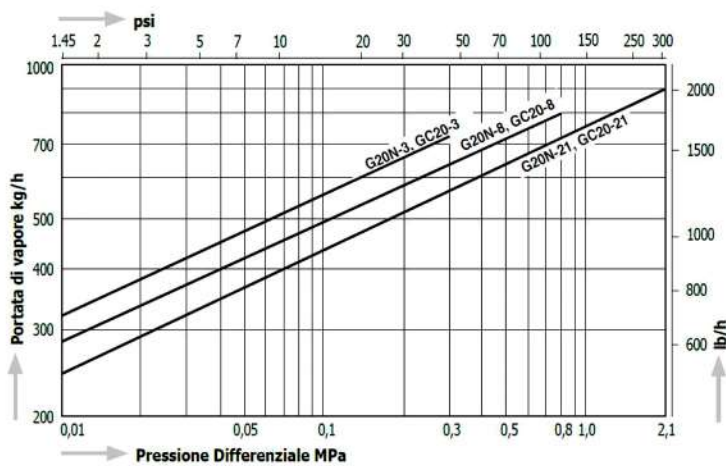


Filettate

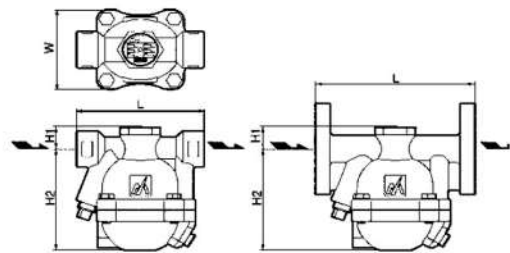


Connessione flangiata

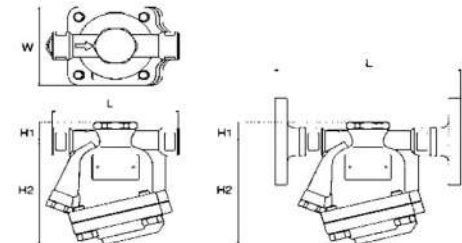
### Portata di Scarico G20N / GC20



### Dimensioni G20N



### Dimensioni GC20



### Opzioni Disponibili G20N / GC20

#### Pressione Max. Operativa:

G20N (GC20)- 3	0,3 MPa (43 psig)
G20N (GC20)- 8	0,8 MPa (116 psig)
G20N (GC20)- 21	2,1 MPa (305 psig)

Modello	Connessioni	Misura	Campo Pressione Operativa, PMO		Temperatura Max. Operativa, TMO		Dimensioni (mm)				Dimensioni (in)				Materiale del corpo	Peso					
			MPa	psig	°C	°F	L	H1	H2	W	L	H1	H2	W		kg	lb				
G20N	Filettate Rc, NPT	1/2"	2,1	305	220	428	120	24	105	82	4.7	1.0	4.1	Ghisa steroidale FCD450	2,5	5.5					
		3/4"							105				4.1		2,5	5.5					
		1"							107				4.2		2,6	5.7					
G20NF	Flangiate JIS, ASME	1/2"					150	24	105	82	5.9	1.0	4.1		3.2	3,7*	8.1*				
		3/4"					150				5.9					4,2*	9.2*				
		1"					160				6.3					4,8*	10.6*				
	Flangiate DIN	DN15					150				5.9					3,7	8.1				
		DN20					150				5.9					4,2	9.2				
		DN25					160				6.3					4,8	10.6				
GC20	Filettate Rc, NPT	1/2"					2,1	305	220	428	120	21	113		86	4.7	0.8	4.4	Acciaio Inox SCS13A	2,4	5.3
		3/4"											113					4.4		2,4	5.3
		1"											113					4.4		2,5	5.5
GC20F	Flangiate JIS, ASME	1/2"	175	21	113	86					6.9	0.8	4.4	3.4	3,9*	8.6*					
		3/4"	195								7.7				5,0*	11.0*					
		1"	215								8.5				5,8*	12.8*					
	Flangiate DIN	DN15	150								5.9				3,4	7.5					
		DN20	150								5.9				3,9	8.6					
		DN25	160								6.3				4,6	10.1					

\*A seconda delle caratteristiche della flangia, il peso può variare.