Mazzoni Termotecnica

MIYAWAKI

Scaricatore termodinamico a disco

SU2N, SU2H

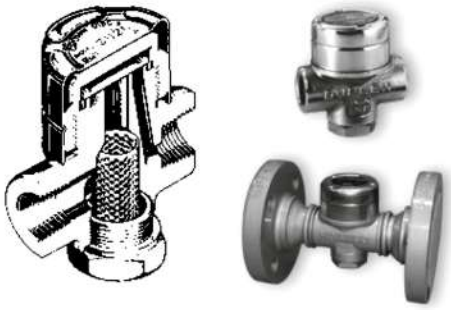

SD1

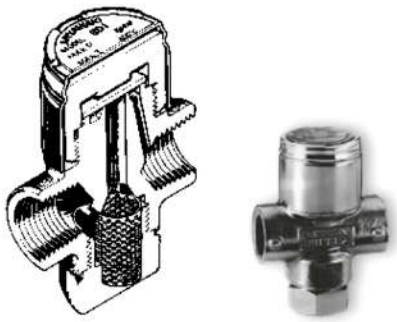

Opzioni dimensioni scartamento speciali

Grafico di capacità SU2N, SU2H

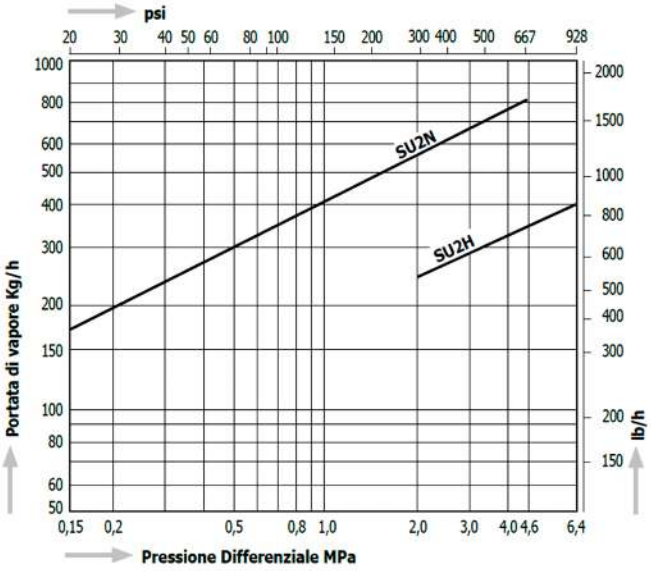

Grafico di capacità SD1

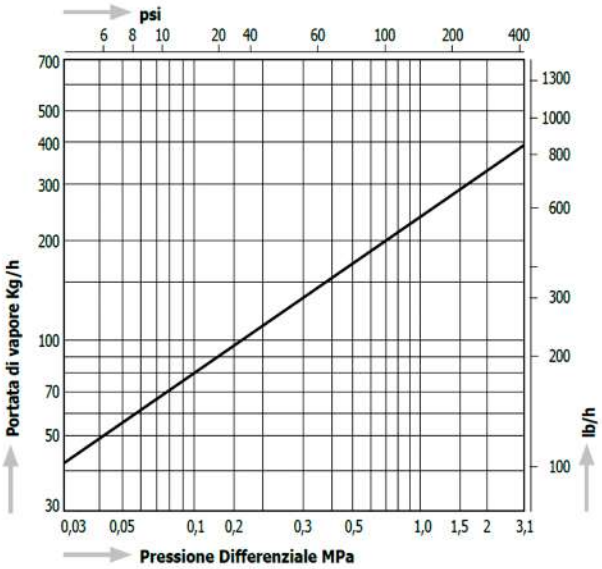

Dimensioni

SU2N, SU2H

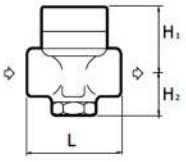

SU2NW, SU2HW

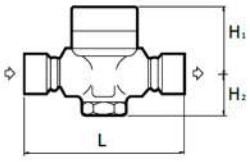

SU2NF, SU2HF

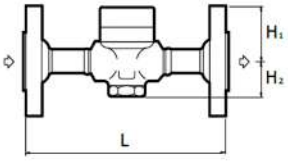

SD1

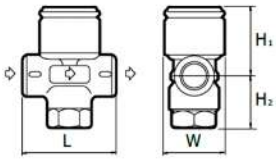

Modello	Connessioni	Misura	Pressione Max. Operativa		Temperatura Max. Operativa		Dimensioni (mm)				Dimensioni (in)				Materiale del corpo	Peso	
			MPa	psig	°C	°F	L	H_1	H_2	W	L	H_1	H_2	W		kg	lb
SU2N (SU2H)	Filettate Rc, NPT	½"	4,6 (6,4)	667 (928)	425	800	70	47	32	53	2.8	1.9	1.3	2.1	Acciaio Inox SUS420J2	0,8	1.8
		¾"															
		1"					75	51			3.0	2.0				0,9	2.0
SU2NW (SU2HW)	Saldare a Tasca JIS, ASME, DIN	½"					140	47	32	53	5.5	1.9	1.3	2.1		1,4	3.1
		¾"														1,3	2.9
		1"														1,2	2.6
SU2NF (SU2HF)	Flangiate JIS, ASME	½"					205	47	32	53	8.1	1.9	1.3	2.1	Acciaio Inox SUS420J2	2,7	5.9
		¾"														3,7	8.1
		1"														4,3	9.5
	Flangiate DIN PN40	DN15					150	47	32	53	5.9	1.9	1.3	2.1		2,6	5.7
		DN20														3,3	7.3
		DN25					160				6.3					3,8	8.4
SD1	Filettate Rc, NPT	¼"	3,1	450	400	752	52	39	25	34	2.0	1.5	1.0	1.3	Acciaio Inox SUS420J2	0,3	0.7
		⅜"															
		½"					60	41	23		2.4	1.6	0.9				